

(Testing Notification) LDDS Test Sessions Schedule and Rundown

Test Participator

- SSE Infonet Ltd
- China Investment Information Services Ltd (CIIS)
- Information Vendor

Test Schedule

- Testing Date: 11/09/2021
- Testing Time: 13:00 – 16:00
- Platform: Production Platform (ALC & TKO)

Test checkpoint







- Static files receive and handle
- System restores

Download link for the V3.3.3(Production VDE):

[http://202.82.168.197/download/ldds-vde-V3.3.3\(Production\).zip](http://202.82.168.197/download/ldds-vde-V3.3.3(Production).zip)

VDE Configuration Guide

1. Insert the E-cert you use to the folder ldds-vde-V3.3.3(Production)\conf

 template	19/8/2021 13:23	檔案資料夾	
 log4j-vde.properties	14/9/2016 9:01	PROPERTIES 檔案	1 KB
 moniter.html	7/6/2018 17:52	Chrome HTML D...	26 KB
 SSE_Infonet_LDDS.cer	8/7/2021 16:02	安全性憑證	1 KB
 vde.json	6/9/2021 17:31	JSON 檔案	13 KB
 Vendor_00000.pfx	15/6/2021 11:29	個人資訊交換	5 KB

2. Change the name and pfx to the E-cert inserted

```

2  "user": {
3      "name": "Vendor 00000",
4      "ip": "本机IP地址",
5      "password": "111111",
6      "pfx": "../conf/Vendor_00000.pfx",
7      "cert": "../conf/SSE_Infonet_LDDS.cer"

```

3. Change the IP of the VDE.json

For connecting to TKO:

Line 54: "uri": "tcp://201.1.5.12:6261",

Line 57: "uri": "tcp://201.1.5.13:6261",

Line 309: "uri": "tcp://201.1.5.12:6262",

Line 313: "uri": "tcp://201.1.5.13:6262",

Line 328: "uri": "tcp://201.1.5.12:6262",

Line 332: "uri": "tcp://201.1.5.13:6262",

For connecting to ALC:

Line 54: "uri": "tcp://201.1.6.12:6261",

Line 57: "uri": "tcp://201.1.6.13:6261",

Line 309: "uri": "tcp://201.1.6.12:6262",

Line 313: "uri": "tcp://201.1.6.13:6262",

Line 328: "uri": "tcp://201.1.6.12:6262",

Line 332: "uri": "tcp://201.1.6.13:6262",

Test Rundown

Time	Matching Trading Platform (MTP)	Time	New Bond System
13:15-13:25	Send the opening call auction quote	13:15-13:25	Send the opening call auction quote
13:30-14:30	Send continues auction quote	13:30-14:30	Send continues auction quote
14:30-14:35	Market Break	14:30-14:35	Market Break
14:35-14:57	Send continues auction quote	14:35-15:00	Send continues auction quote
14:57-15:00	Send the closing auction quote	15:00-15:30	Send pledged REPO extended trading quote
15:30-16:00	System restores.	15:30-16:00	System restores.

Test Data

This test will use date back (10/09/2021) production data as canned data.

Test Requirement

- Must use the V3.3.3(Production) version of the VDE during the test and revert to current production VDE after the test
- Do not distribute testing data to end user

- All information vendors must prepare system backup in Production and Test environment before the test.
- During the test, client should write down their comments or technical issues for analysis & follow up. Client should report to “CIIS” in case any error or abnormal situation cause on this test.

Test Result

After the test, all client needs to report their result base on market rehearsal test form. Please email this form to technical@ciis.com.hk.

Technical Contact:

(00852) 2868 3431 (Franky)

Appendix I – 11th Sep. 2021 Test Feedback form

Date of submission: 11th Sep. 2021

Name of vendor			
Test In-charge:		Test In-charge Contact No.:	
		Test In-charge Mobile No.:	
Test Result on your system			
Result 1	Can receive and handle the static file	<input type="checkbox"/> Success applicable	<input type="checkbox"/> Fail <input type="checkbox"/> Not
Result 2	Can receive and handle the Level-2 market data	<input type="checkbox"/> Success applicable	<input type="checkbox"/> Fail <input type="checkbox"/> Not
Result 3	Can receive and handle the Level-2 bond market data	<input type="checkbox"/> Success applicable	<input type="checkbox"/> Fail <input type="checkbox"/> Not
Result 4	Time delays for Snapshot and Tick-by-tick data of Level-2 new bonds (compared to Hong Kong time)	<input type="checkbox"/> With time delay <input type="checkbox"/> With no time delay <input type="checkbox"/> Not verified	
Exception situation remarks:			
<u>Technical contact:</u> ()			